

FINANCIAL ANALYSIS

	Year 1	Year 2	Year 3	Year 4	Year 5	Year 6	Year 7	Year 8	Year 9	Year 10	
<b>Invoicing</b>	2.472	2.604	3.057	3.181	3.311	3.499	3.700	3.916	4.148	4.398	34.286
<b>Equipment</b>	153	153	153	153	153	0	2	2	2	2	771
<b>Gen. Costs</b>	1.113	1.260	1.560	1.639	1.722	1.834	1.954	2.084	2.222	2.368	17.756
<b>Others</b>	800	836	855	874	894	918	940	963	986	1.009	9.074
<b>Construcc.</b>	60	60	60	60	60	60	60	60	60	60	600
<b>Financial</b>	50	49	50	51	51	10	11	12	13	14	310
<b>Total Costs</b>	2.175	2.357	2.677	2.776	2.879	2.822	2.968	3.121	3.282	3.453	28.511

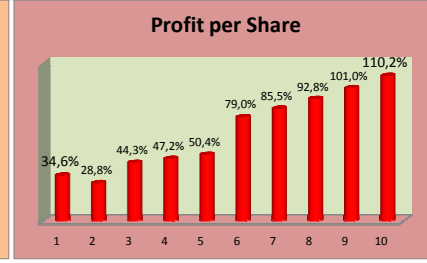
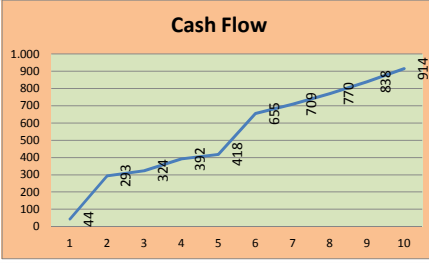
<b>Gross Margen</b>	2.319	2.451	2.904	3.028	3.159	3.499	3.698	3.914	4.146	4.396	33.515
<b>EBITDA</b>	406	356	490	515	543	747	804	868	939	1.018	6.686
<b>BAI</b>	346	296	430	455	483	687	744	808	879	958	6.086
<b>Prof. Bef. Tax</b>	297	247	380	405	432	677	733	796	866	945	5.775

<b>Net Profit/ Invoicing</b>	8,4%	6,6%	8,7%	8,9%	9,1%	13,5%	13,9%	14,2%	14,6%	15,0%	11,8%
<b>Cap. Rentab.</b>	119,3%	126,0%	149,4%	155,7%	162,4%	179,9%	190,2%	201,3%	213,2%	226,0%	
<b>ROA</b>	15,3%	12,7%	19,5%	20,8%	22,2%	34,8%	37,7%	40,9%	44,5%	48,6%	
<b>ROI</b>	49,4%	41,1%	63,3%	67,4%	72,0%	112,8%	122,1%	132,6%	144,3%	157,5%	
<b>Profit/Share</b>	34,6%	28,8%	44,3%	47,2%	50,4%	79,0%	85,5%	92,8%	101,0%	110,2%	

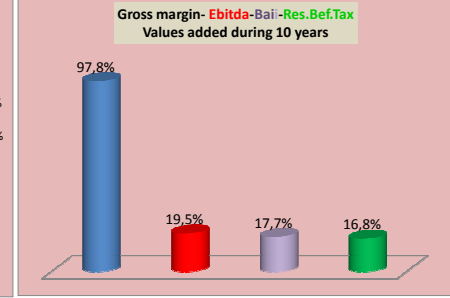
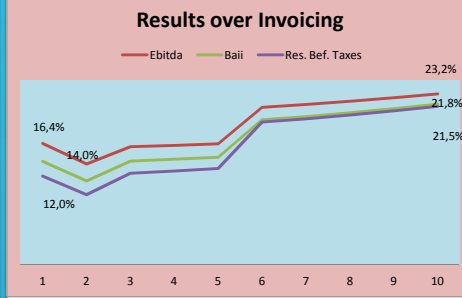
<b>Solvency</b>	49,7%										
<b>Stability</b>	158,4%										

<b>Cash Flow</b>	44	293	324	392	418	655	709	770	838	914	
<b>Liquidity</b>	230,1%										
<b>Stock Capital</b>											

<b>Working Capital</b>	297
<b>Leverage</b>	50,3%
<b>Debt</b>	37,6%
<b>Return Debt</b>	
<b>Asset Turnover</b>	

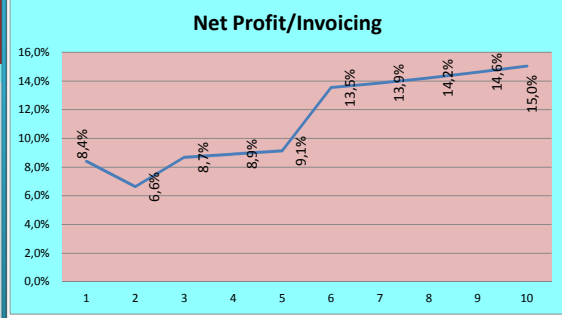


SPORT MEDICAL DIAGNOSTIC CENTER



BALANCE Year 1

ASSETS	keu	LIABILITIES	keu
<b>Current</b>		<b>Short</b>	
Cash	44	Suppliers	228
Clients	481	Debts	0
Sales pending	0	Credits	0
<b>Fix</b>		<b>Large</b>	
Construcc.	567	Credits	678
Room	0	Others	0
Office	90	<b>Own Res.</b>	
Transp.	0	Shares	600
Equipm.	763	Reservs	0
		Profits	297
<b>TOTAL</b>	<b>1.945</b>	<b>TOTAL</b>	<b>1.803</b>



SHARES - CAPITAL

Share Value	10	Shares sold	60
Num.Shares	500	Shares payed	600
Companies	%		
Tax	30		

